



**PRO STORAGE
SOLUTIONS**

HYGIENIC BINS FOR FOOD PROCESSING NEEDS

DOLAV BINS are one-piece, fixed-wall bins with molded-in integrated runners, available in solid wall, vented wall, or vented base. Engineered from impact-resistant, HDPE, structural foam, these bins are durable but lightweight, easy to clean, and designed for use in light and heavy industrial, food processing, and pharmaceutical environments.

FEATURES

- One-piece, HDPE plastic
- Integrated runner design
- 4-way lift entry
- Stack up to 10 high
- Corrosion and UV resistant
- Heat and cold resistant
- USDA approved food safe
- Reusable and 100% recyclable
- Available in various colors

OPTIONS

- Lids
- Drains
- Casters
- Labels
- RFID Tags
- Cardholders

DOLAV BINS



DOLAV 1000-ACE

	Imperial	Metric
Length	47.24 in	1200 mm
Width	39.37 in	1000 mm
Height	29 in	740 mm
Volume	158 gal	605 L
Tare Weight	85 lbs	38.5 kg
Max Load	1,984 lbs	1200 kg
Stack Load	11,023 lbs	5000 kg



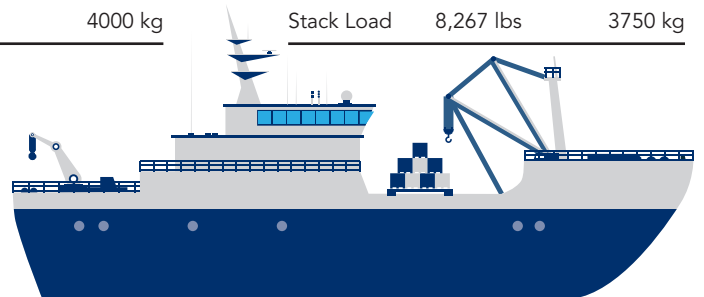
DOLAV 800

	Imperial	Metric
Length	47.24 in	1200 mm
Width	31.50 in	800 mm
Height	29 in	740 mm
Volume	132 gal	500 L
Tare Weight	71 lbs	32 kg
Max Load	1,543 lbs	700 kg
Stack Load	8,818 lbs	4000 kg



DOLAV DFC

	Imperial	Metric
Length	47.24 in	1200 mm
Width	39.37 in	1000 mm
Height	29 in	740 mm
Volume	158 gal	600 L
Tare Weight	89 lbs	40.50 kg
Max Load	1,653 lbs	750 kg
Stack Load	8,267 lbs	3750 kg




HYGIENIC PALLETS AND ACCESSORIES

DOLAV PALLETS feature solid, smooth top surface that's easy to clean and designed for extreme temperature and UV resistant applications. They're made using USDA approved material suitable for food-processing applications.

FEATURES

- 2 sizes
- 4-way entry
- Heat and cold resistant
- USDA/FDA approved material
- Maintenance-free HDPE plastic
- 100% recyclable

PALLETS



MV1000 PALLET

	Imperial	Metric
Length	47.24 in	1200 mm
Width	39.37 in	1000 mm
Height	5.9 in	150 mm
Tare Weight	55 lbs	25 kg
Dynamic Load	4,960 lbs	2250 kg
Static Load	17,636 lbs	8000 kg
Racking	1,653 lbs	750 kg



MH800 PALLET

	Imperial	Metric
Length	47.24 in	1200 mm
Width	31.50 in	800 mm
Height	6.29 in	160 mm
Tare Weight	40 lbs	17.8 kg
Dynamic Load	3,968 lbs	1800 kg
Static Load	16,534 lbs	7500 kg
Racking	1,763 lbs	800 kg



KITBIN PALLET

	Imperial	Metric
Length	47.24 in	1200 mm
Width	39.37 in	1000 mm
Height	5.9 in	150 mm
Tare Weight	42 lbs	19.2 kg
Dynamic Load	3,968 lbs	1800 kg
Static Load	13,227 lbs	6000 kg
Racking	1,322 lbs	600 kg

ACCESSORIES & OPTIONS

LIDS

Keep contents clean, contained, and protected from the environment with HDPE structural foam lids available with three closure styles.




LID



T-LATCH



HASP
CLOSURES



HINGE-AND-
HASP CLOSURES

DRAINS

Two drain styles let you remove liquid safely without siphoning, tipping, or pouring. Drainplug designs have exterior threading for attachment to a hose or pump system. Bulkhead designs are flush mount with internal threads.



DRAINPLUG



BULKHEAD



**PRO STORAGE
SOLUTIONS**

Number: (866) 216 7996

E-mail: contact@pro-storagesolutions.com