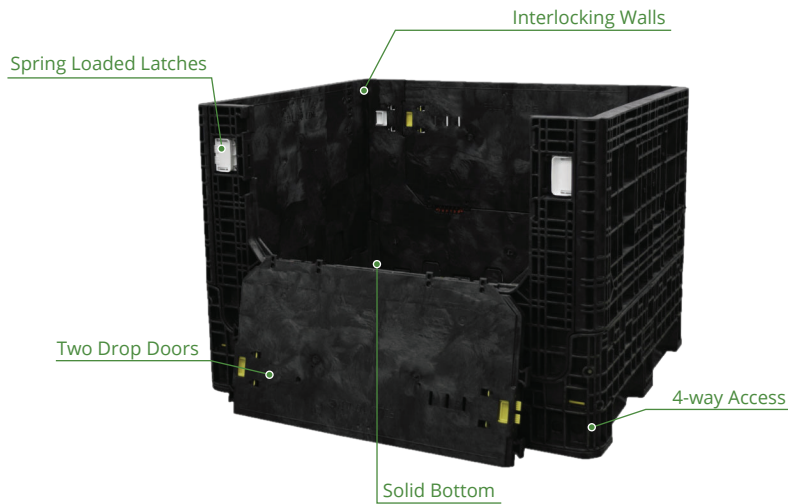


40 x 48 Heavy-Duty Collapsible Bulk Containers

PRODUCT INFORMATION

Product Category: Collapsible Bulk Containers

Industries: Automotive, Industrial Manufacturing




The 40" x 48" heavy-duty collapsible bulk container, with a 2,000 lbs. capacity, is made from high-density polyethylene and built for long life, reliable service, and repeated use. It's stackable and easy to assemble and knock down. Two drop doors on the 48" side allow for easy access to the contents. The pallet-style base provides forklift and pallet jack access for safe, efficient handling. The collapsible design increases storage efficiency and cuts inbound shipping costs, making it a smart investment. It is ideal for storing and handling small and heavy parts.




SPRING LOADED LATCHES

Ergonomic spring loaded latches provide a quick and reliable locking mechanism for both access doors and collapsing sidewalls.



SOLID FLOOR

A solid floor bottom ensures small parts will not be lost and provides a smooth and even load surface.



INTERLOCKING WALLS

Interlocking sidewalls at the corner of the container ensure high load capacity and stability.

FEATURES & BENEFITS

✓ Drop doors on each 48" sidewall allow for quick, easy loading or removing contents.

✓ 2,000 lbs. capacity

✓ Available Heights: 25", 34", 39"

✓ Made from 100% recyclable high-density polyethylene.

✓ Base designed for high impact and product protection

✓ A solid floor ensures that parts are not lost and provides a smooth, even load surface.

✓ Four-way forklift entry improve ergonomics and handling.

✓ Positive stacking of one container on another to reduce floorspace

PRODUCT SPECIFICATIONS

Container Model	DGR404825-2	DGR404834-2	DGR404839-2
Exterior Height	25"	34"	39"
Exterior (L x W)	47.2"*(L) 39.4"*(W)	47.2"*(L) 39.4"*(W)	47.2"*(L) 39.4"*(W)
Interior (L x W)	43.8"(L) 36"(W)	43.8"(L) 36"(W)	43.8"(L) 36"(W)
Interior Height	19.4"	27.6"	32.9"
Collapsed Height	13.5"	13.5"	13.5"
Internal Volume (cu.ft.)	17.8	25.2	30
Weight Capacity* (lbs.)	2,000*	2,000*	2,000*
Tare Weight (lbs.)	130.7	158.3	170.3
Static Loading	6 high	6 high	5 high
Dynamic Load Stack	4 high	3 high	2 high
Drop Doors	2	2	2
Door (H x W)	11.9" x 32.9"	16.7" x 31.8"	19.5" x 31.8"
Fork Opening (Long)	3.5"(H) 13"(W)	3.5"(H) 13"(W)	3.5"(H) 13"(W)
Fork Opening (Short)	3.5"(H) 11.6"(W)	3.5"(H) 11.6"(W)	3.5"(H) 11.6"(W)
Fork Lift Entry	4-Way	4-Way	4-Way
53' Trailer Open	120	90	60
53' Trailer Collapsed	240	240	240
Floor Type	Solid	Solid	Solid
Return Ratio	1.8:1	2.5:1	2.9:1

*Capacity depends on application and use environment. It is based on equally distributed loads. Elevated temperatures or concentrated loads may affect capacity. Specifications are subject to change without notice. All dimensions are approximate.

RPP Containers® warrants its containers for proper fit, form and function for a period of one year from date of shipment by RPP Containers. If within such period a container is proven to be defective in functionality from manufacturing defects, such product shall be repaired or replaced. This warranty does not include damage due to normal material handling methods (i.e., forklift damage etc.).