


45 x 48 Solid Floor Collapsible Bulk Containers




PRODUCT INFORMATION

Product Category: Collapsible Bulk Containers


Industries: Automotive, Industrial Manufacturing

The 45" x 48" medium-duty solid floor collapsible bulk containers have drop doors on the 48" sides to allow for easy access to contents. This container is ideal for storing and handling various parts, industrial materials, and commercial supplies. The 45" x 48" medium-duty solid floor bulk container is designed with a solid flat floor that provides a more usable internal cube for 95% cube utilization. 100% recyclable.



CORNER DRAIN HOLES

Drain holes strategically placed in the interior corners of this solid bottom container keep liquids from pooling.



FULLY ARTICULATING HINGES

Fully articulating hinges on access doors allow the doors to open fully and lay flat against the container sidewall



INTERLOCKING WALLS

Interlocking sidewalls at the corner of the container ensure high load capacity and stability.

FEATURES & BENEFITS

✓ Drop doors on each 48" sidewall allow for quick, easy loading or removing contents.

✓ 1,500 - 1,800 lbs. capacity

✓ Available Heights: 25", 34", 41", 51"

✓ Made from 100% recyclable high-density polyethylene.

✓ Injection molded base for strength and durability.

✓ A solid floor ensures that parts are not lost and provides a smooth, even load surface.

✓ Four-way forklift entry improve ergonomics and handling.

✓ Positive stacking of one container on another to reduce floorspace

PRODUCT SPECIFICATIONS

Container Model	DGB454825-2	DGB454834-2	DGB454841-2	DGB454844-2	DGB454851-2
Exterior Height	25"	34"	41"	44"	51"
Exterior (L x W)	48"(L) 45"(W)	48"(L) 45"(W)	48"(L) 45"(W)	48"(L) 45"(W)	48"(L) 45"(W)
Interior* (L x W)	44.3"(L) 41.5"(W)	44.3"(L) 41.5"(W)	44.3"(L) 41.5"(W)	44.3"(L) 41.5"(W)	44.3(L) 41.5"(W)
Interior Height*	18.3"	27"	34"	37"	44"
Collapsed Height	12.8"	12.8"	19.8"	22.8"	29.8"
Internal Volume (cu.ft.)	19.1	28.7	36.3	39.5	47
Weight Capacity* (lbs.)	1,800*	1,800*	1,500*	1,500*	1,500*
Tare Weight (lbs.)	100	122	147	154	179
Static Loading	4	4	4	4	4
Dynamic Load Stack	2	2	2	2	2
Drop Doors	2	2	2	2	2
Door (H x W)	10.3"(H) 31.8"(W)	14.5"(H) 31.8"(W)	14.5"(H) 31.8"(W)	14.5"(H) 31.8"(W)	14.5"(H) 31.8"(W)
Fork Opening (Long)	11" x 3.3"	11" x 3.3"	11" x 3.3"	11" x 3.3"	11" x 3.3"
Fork Opening (Short)	12" x 3.3"	12" x 3.3"	12" x 3.3"	12" x 3.3"	12" x 3.3"
Fork Lift Entry	4-Way	4-Way	4-Way	4-Way	4-Way
53' Trailer Open*	104	78	52	52	52
53' Trailer Collapsed*	234	234	130	104	78
Return Ratio	2.3:1	3:1	2.1:1	2.1:1	1.7:1
Floor Type	Solid	Solid	Solid	Solid	Solid

*Capacity depends on application and use environment. It is based on equally distributed loads. Elevated temperatures or concentrated loads may affect capacity. Specifications are subject to change without notice.
All dimensions are approximate.

RPP Containers® warrants its containers for proper fit, form and function for a period of one year from date of shipment by RPP Containers. If within such period a container is proven to be defective in functionality from manufacturing defects, such product shall be repaired or replaced. This warranty does not include damage due to normal material handling methods (i.e., forklift damage etc.).



**PRO STORAGE
SOLUTIONS**

■ Contact: (866) 216 7996

■ E-mail: contact@pro-storagesolutions.com